

From Out of "The Ashes" Rises

ZXir QLive Alive!

The Timex/Sinclair North American User Groups
Newsletter

Volume 4 Number 3

Fall 94

Chairman

Donald S. Lambert

Auburn, Indiana

MEMORY MAP

ADDRESS

ROUTINES

- 2 T/SNUG Information and Chairmen
- 3 Input/Output - Help
- 6 From The Chairman's Disk — Treasury Note\$

ARTICLES

- 7 Smith's Chart — Edwin Phillips
- 8 Computus Interruptus — Wes Brozozowski
- 10 Batteries for Z88 — Don Lambert
- 11 Adjust DATASPACE Please — Al Feng
- 12 The Information Super Highway - Modems — A. Kahale
- 13 Complex ASCII Rotation — Tim Swenson
- 15 Broken LINK — A. Kahale
- 16 Z-S/O RS-232 Serial Interface
- 17 To PRINT or not to LPRINT — by Jim Brezina

SUBROUTINES

- 19 Unclassified Ads
- 23 The Best of the Plotter
- 24 Mechanical Affinity - UPDATE!
- 25 RMG Update




FIG. 15—SINCLAIR RESEARCH'S FLAT-CRT TV. The 6 x 4 x 1-inch unit is expected to sell in the \$100 range when it is introduced in 1982.




FIG. 16—FLAT CRT has phosphor coating on rear instead of front. Picture is viewed through the tube.

ZXir QLive Alive! ©

Established 1991

The Timex/Sinclair North American User Groups Newsletter

Volume 4 Number 3

Fall 1994

T/SNUG Information

T/SNUG

Here is the list of T/SNUG Chairmen and how to contact them. We wish to support the following SIGs:- ZX-80/81, TS-1000, SPECTRUM, TS-2068, TC-2068, Z88 and QL. If you have any questions about any of these fine machines, contact the:

Chairman

Chief Motivator
Donald S. Lambert (ISTUG)

Vice-Chairmen

Tape & JLO PD Library

D. G. Smith
R 415 Stone St.
Johnstown, PA 15906
814 535-6998

Z-88

Dave Bennett (HATSUG)
329 Walton St. Rear
Lemoyne, PA 17045
717 774-7531

ZX-81 PD Tape Library

Ed Snow
2136 Churchill Downs Cir.
Orlando, FL 32825
407 380-5124

RMG Enterprises

Rod Gowen (CCATS)
14784 S. Quail Grove Cir.
Oregon City, OR 97045
503 655-7484 FAX 503 655-4116

TS-2068

Rod Humphreys (VSUG)
10984 Collins Pl.
Delta, BC V4C 7E6 Canada
604 583-2819

QL PD Library

John Donaldson (CATUG)
835 Foxwood Cir.
Geneva, IL 60134-1631
708 232-6147

BBS — GATOR

Bob Swoger (CATUG)
613 Parkside Cir.
Streawood, IL 60107-1647
708 837-7957 Work 708 576-8068

Treasurer

Editor & LarKen PD Library
Abed Kahale (CATUG)
335 W. Newport Rd.
Hoffman Estates, IL 60195-3106

ZXir QLive Alive!

Is the newsletter of T/SNUG, the Timex/Sinclair North American User Groups, providing news and software support to the T/S community in a **volume** of four newsletters per year; beginning with the Spring (April) issue.

T/SNUG's main goal is to keep our Magazine, our vendors and our repair service alive for the benefit of T/S users.

These valuable services shall have free advertising space in this user supported Newsletter that they can see that we are still active out here. We must support their services whenever possible.

Another T/SNUG goal is to unearth titles of all known Public Domain and commercial software available for all Timex/Sinclair machines, building a library and providing lists of that software showing both the source and the availability.

We encourage your group to copy this newsletter and distribute it at your regular meetings to all your members. If you cannot copy this newsletter, a disk can be provided with the articles for use in your newsletter.

If you feel T/SNUG should perform other tasks, let us know your feelings. If you have solved a problem in one of your software or hardware, please share it with the rest of us.

You can keep T/SNUG alive by an annual contribution of \$12 for one volume made payable to Abed Kahale. Send check to:-

ABED KAHALE
335 W NEWPORT RD
HOFFMAN ESTATES IL 60195-3106

Phone:- 708 885-4337

Back Newsletter copies are available for 50¢ each postpaid.

Article Contributions

Send in your articles by tape or disk and your inputs to:-

DON LAMBERT
ZXir QLive ALive! Newsletter
1301 KIBLINGER PL
AUBURN IN 46706-3010

Phone 219 925-1372

Or by hardcopy, mail to:-
Abed Kahale. (Address on this page)

GATOR's TWISTED PAIR

!! SINCLAIR !!

We have a 24 hour BBS and encourage you to exchange mail and contribute to the Upload Section. Use it and have fun!! — (8N1 300-2400 BAUD)

Call 708 632-5558

and Register using your first name, last name and phone number along with a password you won't forget, and Write It Down! Do not try to do anything else this first time because all the board options will be locked out.

When you call-in the next time, you will have Level 5 security and be able to enjoy full user privileges. The BBS has smaller sections called conferences. Select 'J' for 'Join a Conference' to see the different user groups. Select "TIMEX" to get into the Sinclair Section. The mail you then read will only be from other TIMEX Sinclair users but all SIGs share the same bulletins. Use extension ART for articles, ADS for ads and .NWS for news when uploading.

Download articles appearing in this newsletter having .ZQA extension.

For help, contact the SYSOP by leaving a message, mail, E-mail or phone. Bob Swoger, SYSOP ----GATOR----
(Address & Phone to the left of page)

Input/Output

by *Abed Kahale*

If you have a question, a problem or a solution, why not send it to us. We will try to find an answer and we will all share it.

Mail to:

A. Kahale or D. Lambert

(Addresses are on page 2)

Computus Interruptus

It has been long time since I've received any Timex/Sinclair related mail (and since I spent happy hours each weekend chatting with people who called to discuss my articles). That was a fun and interesting time.

I have no problem with your reprinting my work; it's nice to know it's still "living on". Use it in good health.

When you publish the reprints, I'd very much appreciate your sending me a courtesy copy of the issues that contain them. Not only is it nice to see the work reprinted, but I might be able to spot transcription errors (depends on how well my memory works). I do know that the original SINCUS News articles had some transcription errors from my original manuscript.

SINCUS does still exist, though they no longer publish a newsletter. Most of the members are now users of MS-DOS machines, but at least one member continues to accumulate old Timex computers and is still busy working on projects with them.

I never had an opportunity to work with any of the TS-2068 disk interfaces, though I did partially design one, though that was one project I never finished. It was to work with a bank switching unit that added memory banks to the system beyond the three that came built into the 2068, and used the bank switching software that Timex installed in the computer for the Bank Expansion Unit that they never released. I did have that part reasonably well debugged, but our interests change. In any case, are the TS-2068 drive systems difficult to come by these days? What prices do they go for?

I'm not sure which of my articles you have, but I published quite few on building Spectrum Emulator cartridges to make the TS-2068 run Spectrum software from Britain, and on ways to interface Spectrum peripherals to the TS-2068. We spent a lot of time using the Sinclair Interface One and Microdrive with the TS-2068. They were not quite as fast as a disk drive, but there were tons of available software that used the Microdrive, particularly assemblers and compilers, so they were the choice for me. The unfortunate consequence of that was that my path diverged from those who chose the peripherals made specifically for the TS-2068. That's why I asked you about the disk interfaces. It sounds as if you have a lot of experience in some of the things I never had the opportunity to check out.

This may or may not be of interest to you, but are you aware that there are Spectrum Emulator programs that allow other computers to run programs for the Sinclair Spectrum? There are several that run on MS-DOS machines, one for the Amiga, and even one to run on UNIX workstations under X-Windows. The emulator programs are about impossible to find on Bulletin Boards in the US, since there were not a lot of TS-2068/Spectrum Emulator users in the first place, and the people using the emulator programs are mostly former Spectrum users. But in Europe and elsewhere, there are a great number of enthusiasts using these things. If you have or can get access to an INTERNET account, there's a very active USENET discussion going on in the comp.sys.sinclair newsgroup, and there's an FTP site in Slovenia(!) from which it's possible to FTP literally hundreds of Spectrum games and utilities for use with the emulator programs.

The emulator programs themselves are capable of running even faster than the TS-2068/Spectrum ran, if they are run on a moderately fast machine. I have to tell my emulator to slow itself down, if I'm playing a game and want to be able to keep up when I reach "tough" parts of a game. One of the emulators, written by a fellow in the Netherlands, is shareware, and the registered version actually allows you to build a simple circuit that plugs into the printer port of a PC, which allows your old tapes to be LOADED into the PC from a cassette recorder! His emulation is so good that even the speedloaded programs load without problems. I was pretty tickled to watch it work the first time I tried it. Of course, you can set the emulator to SAVE/LOAD from disk, so the tape interface is just for converting your old tapes.

Well, I didn't mean to babble on like that, but since you're looking for publishable material, I thought you might find that bit of information to be worth a second look. I wish you the best of luck with your publication and am glad to see that the Timex/Sinclair machines are still running strong. Take care.

Wes Brzozowski
Endicott, NY

We thank you for the excellent CI series and we appreciate the information you provided.

Basically, there are two DOS interfaces for the TS-2068, one is LarkEn that can operate up to four 800K disk drives and a 256K LarkEn RAMDISK (SRAM). Spectrum, OS-64(64-column), Dohany's corrected TS-2068 and Spectrum EPROMs can be plugged in the doc board socket. Oliger DOS can operate up to four drives and up to 255 tracks per side and is compatible with the EPROMs. The JLO is still available from The John Oliger Co. I assume that you've heard of the 32-bit Quantum Leap and the Z-88 computers from Sir Clive.

We do know of Carlos Delhez EMU's, they are available from our vendors. *Editor*

Smith's Chart

On my latest issue of ZQA!, there was inscribed "Your last issue". Since I do not wish this to be so, there is attached to this note a renewal check for \$12 payable to you. Since your organization is the last great hopes I certainly intend to do what I can to keep it alive.

One other thing: I am enclosing a couple of tapes which you may not find too usual. They are the programs (also enclosed) for machine construction of the Smith Chart by the 2068. There ought to be a library somewhere for storing such trivia. I don't know whom of your chairmen serves as the librarian for such, so I ask that you route this to the cognizant keeper.

This is original enough that I have been granted copyright on the base program, but this is only self-protection for me.

Not many of your readers may be interested in this, but the chart, made into a calculator was much used in my working years as a microwave engineer in components and systems. The machine-generated charts are oval (or, more precisely, elliptical), and this is inherent in these machines, so I have gathered from the many books and articles I've read on these computers. But the programs are interesting, so I think, in the use of the DRAW command and in the tic-mark generations (not too well spelled out in the available literature).

Application is straightforward, after program insertion, it takes a long time for first results to show on the CRT screen; why? I do not know.

Should there not be a collector for documents like this, may I be one of many to suggest such an office? As one whose interest in computers is primarily computation rather than games, I should appreciate your letting me know what comes of this.

Edwin N. Phillips
Orange City, FL

The tape was forwarded to our TS-2068 Librarian, D. G. Smith, and is presented in this issue for those who understand it and appreciate the work that was involved. The TS-2068 is slow when it comes to PLOTting from mathematical expressions as in line 2010. I have used similar charts for acoustics that are not as involved as microwaves including reflections, standing waves and so on. We thank you for sharing the program with us. *Editor*

Did You Know?

That Rod Gowen of RMG has been legally blind for the past five years, now with 20/800 and 20/1000

vision, Retinitus Pigmentosa. To perform his work, he uses two closed circuit TV cameras for reading and writing that project the images/characters to a 17" SVGA monitor through a Vista board, lots of \$\$\$\$ of course. The images and characters are magnified up to 60 times with white on a black background to render them readable. So please allow enough time for your order and if you have a problem, please get in touch with him. *Editor*

It's Olde English

Why is there a " b " instead of a letter " v " in your masthead.

R. Arthur Gindin
Princeton, WV

h h We though that "Old English" fonts were the appropriate characters to use for Sir Clive computers, albeit some characters are difficult to discern. You were not the first to ask this question. *Editor*

Copyright©

It came up again, so here is the low down. You may not share copyrighted material with others. You may change or modify the material (programs) to your heart's desire, it is yours. You may share or publish any and all modifications that you made, that part that you modified, it is your work and effort.

As far as ZQA!© is concerned, only the name is copyrighted and not the material inside. *Editor*

SNUG Replies

Paul,
Congratulation on your fine display of integrity and responsibility. I am currently doing Desk Top Publishing.

Pete Fischer
Phoenix AZ

Thanks for your efforts. Let's close the books.

Derryck Turner
Kirkland WA

Received your postcard re SNUG. I had often wondered what had happened. I am unfamiliar with any one of the pubs. listed. So, I ask a favor of you. Please choose one for me. I am in love with the 2068 and have 5. I've managed to keep 3 working. Set me up with the one that devotes the most space to 2068's. My regards, and regrets to Paul Holmgren.

Mike Bowers
Pittsburgh PA

I never received any issue of SNUG.
Dennis Silvestri

New Haven CT

Sincere thanks for your efforts.

Larry Crawford
London ON Canada

Since Glenn has passed away, please send refund to me.

Mrs. Glenn Ruch
Leighton PA

Please send me subscription information for ZQA!. I would subscribe now but don't have the information.

R. Barnett
Ft Meyers FL

Paul advised that I did not receive a complete list of SNUG members. So, I will be mailing PostCards to those who were not on the original list. *Editor*

The Bottom Line

We have all read complaints of mail delays between here and CANADA. The complaints have been that the mail between the two countries is like a diode, that is, correspondence travels well in one direction but not back in the other. Much of the trouble appears to be the Bottom Line. We here in the USA are told that postal Optical Character Readers machines require all UPPERCASE letters and NO Punctuation. We are also told the bottom line must conform to the format:

VILLAGE/CITY STATE ZIP+4 COUNTRY

Country seems to be optional when mailed to a destination in the USA. The US Postal Service tells us that when we send mail to Canada, we are supposed to put in CN for the COUNTRY for the readers to read it properly, but we are told by our local Post Offices to write Canada in the country position as the present postal workers would send CN mail to Connecticut instead of Canada. I believe it!

When receiving correspondence from Canada, we have responded to that correspondence using the return address on the letter head or on the envelope. One example was:

J C NEWTON
NORTHWEST RIVER
LABRADOR A0P 1M0

This one was returned to me from a post office in Missouri (MO). I added Canada to the bottom line of a new envelope and never heard a complaint from J. C. NEWTON again.

At that time, looking at a map at work I could not find Labrador! Just lately, however, I found it in a State Farm Road Atlas under Atlantic Provinces in Newfoundland!, I

even found a North West River on that map. It seems to refer to a place rather than a 150 mile long river. Seems also Northwest should have been two words! So, according to USA Postal protocol, my bottom line should have read:

LABRADOR NF A0P 1M0 CANADA

The Bottom Line for the Province codes that should be at the second position for the USA Postal readers:

- | | |
|-----------------------|----------------------|
| AB ALBERTA | BC BRITISH COLUMBIA |
| MB MANITOBA | NB NEW BRUNSWICK |
| NF NEWFOUNDLAND | NS NOVA SCOTIA |
| ON ONTARIO | PQ QUEBEC |
| SK SASKATCHEWAN | YT YUKON TERRITORY |
| PE PRINCE EDWARD ISL. | NT N. W. TERRITORIES |

What is the difference between Jurassic Park and IBM? One is a theme park with mechanical animals and the other is a movie. **---GATOR---**

HELP!

I have enclosed a disk with two LarKen extended BASIC demos on it. These demos show where I am now with respect to the use of the LarKen extended BASIC windows and screen handling functions in the development of data base or any other types of programs. What I need is help in converting the LarKen extended BASIC part of the Data Entry routine to MC. The only way I have to convert my Timex BASIC or LarKen extended BASIC programs is the use of the TIMACHINE compiler. This compiler properly handles the conversion of Timex BASIC to MC but can


not properly convert LarKen extended BASIC to MC. I am satisfied that the pseudo three window display works well enough to proceed to produce a new series of programs to replace my existing older programs which use the standard Timex 32 character per line ROM font, even without the LarKen extended BASIC converted to MC. If however there is any chance that sending you these demos could interest some TS-2068 programmer in helping to convert the LarKen extended BASIC lines of the data entry routine of the real three window display to MC, and I then have all three windows

available to me for use in my programming, is well worth the effort. If you know of any programmer who can help with this work please get in touch and I will send a copy of the demos. Thank you.

ROBERT SHADE
3210 N BROAD ST
PHILADELPHIA PA 19140-5008

FORMAT

- Capitalize everything, using plain block letters. No matter how legible your handwriting may be, machines have trouble reading script.
- Omit all punctuation in the address, except the hyphen in the ZIP+4 code.
- Use common abbreviations found in *Publication 65, National Five-Digit ZIP Code and Post Office Directory*, available in post office lobbies.
- Use the two-letter state abbreviations listed above.
- Use complete and correct ZIP Codes or ZIP+4 codes. Contact your local post office for ZIP Code information.



FROM THE CHAIRMAN'S DISK

Donald Lambert

Seems this is the time of a lot of breakdown of equipment. I still have not gotten a replacement monitor that I really like for the working computer. I will keep looking for a monitor. Of course I haven't used RGB yet since I need a cord to be made up. That may be the solution with this monitor.

The computer that was zapped is back and I don't know what John Hamner did to it since I received it by UPS yesterday and I finally got a lull in the frantic fix up ordeals in our house so that I could test it. It now works A.O.K. like it did before. The only visible change is the addition of a slide switch to switch the Spectrum ROM in and out. That is a relief to get that magnetic switch out of the way. I am now back with a keyboard that has better action than the other computer I was using.

But the Spectrum mode will not work with the LarKen/Oliger interface attached to the computer. I haven't tried it with just one or the other.


The only thing that I saw at the Dayton Computer-Fest in the flea market area that was not at a T/S table, was a TS-2068 for \$20 and with the vendor's permission I got to take it to my table and test it. In fact I pointed out the monitor that had the Fest greetings running that just could be seen from his table. Also with the computer as a package was a Craig portable cassette recorder of an earlier vintage. That, I haven't tested yet. The whole package included three cassettes, two were of T/S software but the third was a recording of music and some comedy deal from radio I believe. But the entire package was not worn so maybe it had not gotten much use. I don't know how many TS-2068 computers that I now have.

Keith Watson was demoing on his laptop (MSDOS) a TS-2068 emulator which he has almost gotten completely programmed or so I understand.

Bob Swoger was there and he bought some 1/2 height working disk drives (5.25 40-track DSDD) so he may soon be using them in place of his single sided 40-track drives. He and his wife brought along a 14 year old boy, ~~Phillip Kwitkowski~~, who is getting into the T/S computing with a TS-2068 outfitted with a LarKen disk interface. He was a fresh bit of enthusiasm and he has the making of a T/Ser since he scouted out a table that had some full height Tandon TM100-2A drives for \$1.50 each and I went over with him to check on the drives. He offered the dealer \$1.50 for the three drives he had out. He got the three drives, untested so he and Bob get to do the testing back in Chicago.
Phillip Kwitkowski

I have a disk drive power supply plus an interface ribbon cable that I use to test disk drives and I had it along. That makes it so much easier to test drives at the Fest or at meetings. And of course I picked up a bunch of drives, will see what they are like later.

I had a want list, some of the stuff wasn't even seen. I did get a good buy on printer ribbons from the same person that I bought from last year. Don't ask me how but



one computer store takes the ribbons (still sealed in plastic bags) out of the new printer boxes of Epson LX810 printers and puts in another kind. At a price of \$0.50 each, I bought a dozen. With

a usable life of about three months that means about three years of ribbons if they don't dry out in the bag. (See Price Watch in the Ads section in this issue.)

My eye operation (for cataract) was a success since I can see with that eye but not clearly. However, it is best early in the day since as the day goes by the eye gets tired and since the operated on eye is the dominate eye. But I can see progress in better vision. But 12 weeks before it settles in — that seems ages since this is the fifth day since the eye was unbandaged.

Joan Kealy reported that Radio Shack fixed her Magnavox RGB monitor so it is like new. Cost was about \$100. I think - Radio Shack is now in the repair business and not only on their merchandise. I should have taken my monitor to Radio Shack but then I didn't and it is gone.

I went to the Summit City HamFest which is about twenty miles away and I got a Magnavox RGB monitor that looks like what I had go bad on me, except that this one is a "Professional" which is only a difference in the name. Works great and for \$35, so I did luck out. I realize that this is short but I have gotten too long winded in the past. 0/0.

Welcome, New Members



Mort	Binstock	94
Arthur	Gindin	94

		Expires
Daniel	Chattin	8/94
Fred	Henn	7/94
Jeffrey	Kuhlmann	7/94
Lafe	McCorkle	9/94
Mike	Stephens	7/94

Trea\$ury Note\$

As of October 3, 1994 we have a balance of \$481.20 .

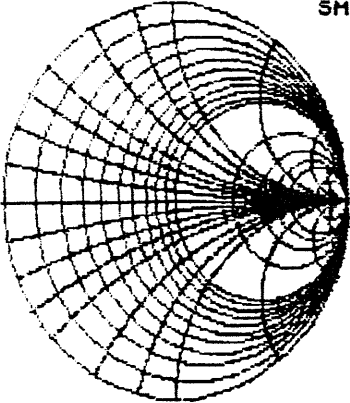
Abed Kahale

Treasurer

Smith's Chart

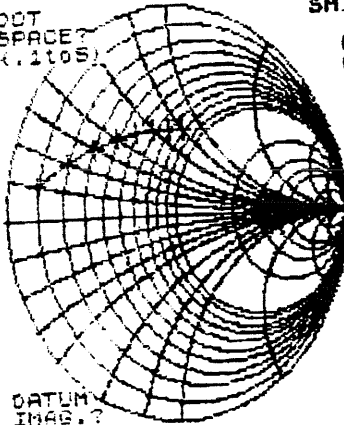
— by Edwin N. Phillips

SMITHCHART



SMITHPATH

DOT
SPACE?
(.1105)



R CIRCLES:
0 TO 1 in
.1-units;
1 to 5 in
units;
5 to 10 in
1 5-unit
step.

X CIRCLES:
0 to .4 in
.1-units;
.6 to .8
in .2-steps
1 to 2 in
units;
5 to 10 in
1 5-unit
step.

DATUM
IMAG.?

0>REM (@1993)EDWIN N. PHILLIP

```

S
50 REM "SMITHCHART"
60 PRINT TAB 20;"SMITHCHART"
70 PLOT 0,87
80 DRAW 174,0
100 REM "RCIRCLES"
110 FOR R=0 TO 1 STEP .1
120 GO SUB 300
130 NEXT R
140 FOR R=1 TO 5 STEP 1
150 GO SUB 300
160 NEXT R
170 FOR R=5 TO 15 STEP 5
180 IF R=15 THEN GO TO 390
190 GO SUB 300
200 NEXT R
300 LET AA=((2*R+1)*87)/(R+1)
310 LET BB=87/(R+1)
320 CIRCLE AA,87,BB
330 RETURN
390 REM "XCIRCLES"
400 FOR X=.1 TO .3 STEP .1
410 LET A=2*ATN X
420 FOR B=.0002 TO A STEP .0002
430 GO SUB 2000
440 NEXT B
450 NEXT X
500 FOR X=.4 TO .8 STEP .2
510 LET A=2*ATN X
520 FOR B=.002 TO A STEP .002
530 GO SUB 2000
540 NEXT B
550 NEXT X
600 FOR X=1 TO 2 STEP 1
610 LET A=2*ATN X
620 FOR B=.005 TO A STEP .005
630 GO SUB 2000
640 NEXT B
650 NEXT X
700 FOR X=5 TO 10 STEP 5
710 LET A=2*ATN X
720 FOR B=.05 TO A STEP .05
730 GO SUB 2000
740 NEXT B
750 NEXT X
    
```

The Smith's Chart is used in microwave applications. The program draws the elliptical chart and then plots the real and imaginary roots of the INPUTed values.

```

800 PRINT AT 20,0;"DATUM"
810 PRINT AT 21,0;"REAL?"
820 INPUT R
830 PRINT AT 20,0;"DATUM"
840 PRINT AT 21,0;"IMAG.?"
850 INPUT X
860 LET G=87+(((R+R)+(X*X))-1)/
((R+1)*(R+1)+(X*X))*87
870 LET H=87+((2*X)/((R+1)*(R+
1)+(X*X)))*87
880 PLOT G,H
890 GO SUB 3000
900 PRINT AT 20,0;"MORE?"
910 PRINT AT 21,0;"(Y/N)"
920 INPUT A$
930 IF A$="Y" THEN GO TO 950
940 IF A$="N" THEN GO TO 1090
950 PRINT AT 20,0;"DATUM"
960 PRINT AT 21,0;"REAL?"
970 INPUT R
980 PRINT AT 20,0;"DATUM"
990 PRINT AT 21,0;"IMAG.?"
1000 INPUT X
1010 LET I=87+(((R+R)+(X*X))-1)/
((R+1)*(R+1)+(X*X))*87
1020 LET J=87+((2*X)/((R+1)*(R+
1)+(X*X)))*87
1023 LET M=I-G
1025 LET N=J-H
1030 DRAW M,N
1040 GO SUB 3000
1043 LET G=I
1045 LET H=J
1050 PRINT AT 20,0;"MORE?"
1060 PRINT AT 21,0;"(Y/N)"
1070 INPUT B$
1080 IF B$="Y" THEN GO TO 950
1090 IF B$="N" THEN PRINT AT 20,
0;"STOP"
1100 IF B$="N" THEN STOP
1110 STOP
1500 PRINT
1510 PRINT TAB 22;"R CIRCLES;"
1520 PRINT TAB 22;"0 TO 1 in"
1530 PRINT TAB 22;".1-units;"
1540 PRINT TAB 22;"1 to 5 in"
1550 PRINT TAB 22;"units;"
1560 PRINT TAB 22;"5 to 10 in"
1570 PRINT TAB 22;"1 5-unit"
1580 PRINT TAB 22;"step."
1590 PRINT
1600 PRINT TAB 22;"X CIRCLES;"
1610 PRINT
1620 PRINT TAB 22;"0 to .4 in"
1630 PRINT TAB 22;".1-units;"
1640 PRINT TAB 22;".6 to .8"
1650 PRINT TAB 22;"in .2-steps"
1660 PRINT TAB 22;"1 to 2 in"
1670 PRINT TAB 22;"units;"
1680 PRINT TAB 22;"5 to 10 in"
1690 PRINT TAB 22;"1 5-unit"
1700 PRINT TAB 22;"step."
1710 RETURN
2000 PLOT 174-(87*SIN B)/X,87*(1
-(1-COS B)/X)
2010 PLOT 174-(87*SIN B)/X,87*(1
+(1-COS B)/X)
2020 RETURN
3000 DRAW 0,4
3010 DRAW 0,-8
3020 DRAW 0,4
3030 DRAW 4,0
3040 DRAW -8,0
3050 DRAW 4,0
3060 RETURN
    
```

COMPUTUS INTERRUPTUS

by Wes Brzozowski

Originally published in SINCUS NEWS, we are bringing you this series with the permission of the author.

"All right", comes the chorus; "what's an Interrupt and why should I care?" I'll admit, it's possible to lead a normal happy life even if you've never heard of an Interrupt. But in that case, you'll have missed something that's at least lots of fun and, at most very useful.

This series of articles will try to give something to everyone. Those who despise technical details will be able to pick out some programs that can be entered and immediately used, to give new power to their computers. Beginning machine code programmers will learn of a hidden **bug** in the system that can do weird things to their software. Advanced machine code programmers will find a versatile tool that will allow them to do things they may not have suspected possible. Those who like to build hardware will also find a few interesting tricks. By the end of this first article, we'll understand what Interrupts are and have a small program that demonstrates Interrupts in action and which may be of use once incorporated into a BASIC program. We'll build on this demonstrator program in the future. In order to accommodate the many levels of experience of various members, this article is laid out in topics. Each starts with simple explanations and progresses into technical detail. If you find yourself in **too deep**, the water becomes shallow again at the start of the next topic!

1 What is an Interrupt?

Perhaps an analogy would be the best way to begin. Suppose, while you are reading this article, the telephone rings. You'll probably set the newsletter down mentally remembering where you were and go answer the phone when you're done, you'll come back and resume where you left off, you've just **serviced an Interrupt**. Let's try another analogy. Suppose you find my articles so interesting that you absolutely can't be disturbed while reading them. Because of this, you unplug your phone before you start reading and plug it back when you're done. If the world outside tries to Interrupt you, you won't know and won't respond. During that time,

you've **disabled the Interrupt**. Now for one more analogy. Your neighbor knows you have a habit of unplugging your phone, so he comes to your house and rings your doorbell. He can see you through the window so you can't ignore him. You set down the newsletter, and open the door. You are servicing a **Non-Maskable Interrupt (NMI)**.

The TS-2068 has both maskable and non-maskable Interrupts activated by pulling one of two pins on the expansion connector to ground. When this happens, the present value of the program counter goes on the stack, and the machine starts executing at some new location, where the **Interrupt handler software** is. If it will make it easier to picture, it acts as though a CALL (machine code, but very much like a GOSUB) instruction has been added right where the computer happens to be running code. In fact, the Interrupt handler is written as a subroutine that actually can be CALLED. Exactly where in memory the Interrupt handler may be located will be dealt with later.

The TS-2068 generates its own maskable Interrupt every 1/60 second. This causes the keyboard to be scanned and the 3 byte system variable FRAMES to be increased by one count. This variable can be used as a clock or timer and, in fact is what the PAUSE instruction uses to determine whether it has waited long enough. (Have you noticed that the number that follows PAUSE is a count, also in sixtieths a second?). This 60 Hertz Interrupt is also synchronized to the beginning of each video frame on your TV or monitor, which can be useful. It's not hard to divert this interrupt so it can do some work for us on top of its normal duties. We'll demonstrate this in a moment.

2 Can't an Interrupt disrupt a program that is running?

Absolutely. One place where our phone answering analogy breaks down is in the fact that you remember having answered the phone, but the routine being Interrupted has no knowledge that it's been temporarily set aside. This means that the Interrupt handler software has to be carefully written so as not to change anything unexpectedly. For example the first thing usually done is to PUSH all registers onto the stack. The last thing it does is to POP them all back

M1	Code FETCH cycle operation	MI	Maskable Interrupt
M3	Memory WRITE cycle	M2	Memory READ cycle
NMI	Non-Maskable Interrupt	WR	WRITE
RAM	Random Access Memory	RD	READ
ROM	Read Only Memory	RW	READ/WRITE
IORQ	Input/Output Request	EI	Enable Instruction
AROS	Application ROM-Oriented Software	DI	Disable Instruction
LROS	Language ROM-Oriented Software	JP	Jump
EPROM	Electrically Programmable Read Only Memory	JR	Jump Relative
EEPROM	Electrically Erasable Prog. Read Only Memory	Z	Zero
EMU	Emulator	NZ	Non Zero
000H(000)	Hexadecimal (decimal)		

into place before it Returns to the program that was Interrupted. Therefore, even though the Interrupt handler may have temporarily changed the registers, it leaves them exactly as it found them.

3 What about programs where the exact time required to execute a loop is critical? Won't an Interrupt change that timing?

Yes it would, in such circumstances, an Interrupt could be disastrous. When such things are expected (LOADING, SAVEing, BEEPing, LPRINTing are all examples) the maskable Interrupt is disabled with the DI machine code instruction. The non-maskable Interrupt cannot be disabled, and could be quite disruptive if misused. It is normally not used with the TS-2068, and a ROM bug generated by Sinclair and faithfully copied by TIMEX, makes it nearly impossible to use any way. Next time, we'll investigate some hardware methods that get around this bug.

The following experiments show how things can go when unexpected Interrupts appear, or when necessary Interrupts fail to materialize. I've mentioned that the TS-2068 generates its own maskable Interrupt (from now on, we'll just call it the **Interrupt**) every sixtieth of a second. This can be turned off in hardware by setting bit 6 or I/O port FFH (255). It's not quite the same as executing a DI, but it has the same effect, and can be done from BASIC.

TYPE IN:

```
10 OUT 255,64
20 PAUSE 5
```

If you RUN 20, the program runs in a flash; PAUSE 5 doesn't take very Long after all. However, if you just RUN, the computer is locked up until you shut off the machine. Line 10 shut off the Interrupts. (The analogy now is not so much like unplugging your phone as it is shutting down the phone company! Fortunately, recent actions by the US Justice Department have prevented the analogy from seeming overly bizarre.) Remember the systems variable FRAMES is incremented every time an Interrupt occurs. PAUSE 5 waits for it to get incremented 5 times. Unfortunately, with no Interrupts, FRAMES doesn't change and the computer sets out to prove that it's more patient than its owner!

For the case where we don't want Interrupts, those who own a TS-2040 PRINTER may type in the following:

```
10 PRINT AT 10,10; "WES"
20 RANDOMIZE USR 2562
30 STOP
40 PRINT AT 10,10; "WES"
50 RANDOMIZE USR 2563
```

The ROM routine at 2563 contains the COPY command. If you RUN this, you'll get a piece of paper with my name on it. However, the TS-2040 printer is controlled by a precisely timed set of pulses. An Interrupt would cause some of these pulses to be lost.

For this reason, the first instruction in the COPY command is DI which disables the Interrupt. If we instead RUN 40, we will have skipped around the DI instruction and the print sequence is disrupted 60 times a second by unwanted Interrupts. This times my name comes out as a meaningless blur. I liked the first way better!

The moral to machine code programmers is, no matter how tight the little loops in your programs, the computer is sneaking in 60 times a second unless you DI first. Do that DI before entering any critical timing loops and restore things later with EI. Don't forget that the keyboard won't be scanned and FRAMES won't be updated while your DI is active.

4 Where does the Interrupt handler have to be placed in memory? Can I put it where I want it, or add my own handler?

You have a Little control, in some cases. The non-maskable Interrupt always starts at location 0066H. In the TS-2068, this is in the ROM. I mentioned a bug there that keeps us from normally using this feature. We'll discuss this next time along with a different hardware method to correct the bad byte using the TIMEX ROM.

The maskable Interrupt operates in 3 software selectable modes. MODE 0 causes the Interrupt to start executing at a location defined solely by external hardware. We won't use it here but it is mentioned for completeness. MODE 1 causes the Interrupt to start executing at location 0038H. This is how the TS-2068 normally operates, and the Interrupt handler is located there. The TS-2068 Technical manual Section 5.3.1 suggests a totally worthless method of intercepting the MODE 1 Interrupt; I consider it worthless because it can't be used along with BASIC. Let's be greedy and demand it all. Once again, we can use the AROS/LROS Board with a change to the Interrupt handler, but this still requires one to build the board. let's demand a software only BASIC comparable technique. It turns out that one exists!

Our ability to easily use the Interrupt lies in Interrupt MODE 2. In it the most significant byte of an address is kept in the Z-80's "I" register. The least significant byte is read from the data bus. IMPORTANT: users of Spectrum Emulators should note that Real Spectrums put a different value on the data bus FFH (255) than do TS-2068's (I've detected 0F, 2F, 3F and 0E so far, with evidence that there may be others), For this reason, certain Spectrum software that uses Interrupt MODE 2 won't work on a TS-2068, even with an emulator. It appears that putting pull-up resistors in the data bus fixes this problem. (Only bit 2 already has a pull-up resistor; probably used by code at location 0BFFH (3071) in the EXROM, for detecting whether additional memory expansion banks are present. This will be the subject of another article, but it's worth pointing out here to explain why only 7, not 8, resistors are needed to enhance Spectrum emulators.)

In the spirit of true greediness, wanting our own Interrupt handler to work even without pull-up resistors, we will want to tolerate any value on the data bus. We even want to tolerate variable values on the data bus. Fortunately, there's a renegade Spectrum add-on joystick that does just such a thing during Interrupts. This is fortunate for us, because it caused our British friends to solve the problem for us.

One thing I haven't mentioned is that the address assembled from the "I" register and the data bus is NOT the address of the Interrupt handler! It is the ADDRESS OF THE ADDRESS of the Interrupt handler. Although this makes it a bit more difficult to understand MODE 2, it lets us put the handler wherever we want; we can even change it easily while a program is running. In designing our Interrupt code, we'll borrow rather heavily from the solution proposed by Tom Webb, in *Advanced Spectrum Machine Languages*, Melbourne House. If we put FEH (254) in the "I" register but don't know what will appear on the data bus the machine will get the address of the Interrupt handler from somewhere between locations FE00H (6524) and FF00H (65280). If we fill this 257 byte block with FDH's (253), then the address of the Interrupt handler will always be FDH FDH! This is 3 bytes before the block of FD's, and is just long enough for a JP instruction to the real Interrupt handler. Doing this, our software only fix for the hardware problem takes up only 260 bytes of memory, and it's all in one continuous block! We have 255 bytes of memory available above the FD block and it would be most convenient to locate our Interrupt handler there. We'll end the handler with a JP to the ROM Interrupt handler, so that the keyboard will still be scanned, as usual. (Being lazy as well as greedy, we'd rather not do that ourselves!)

5 Can we do something useful with this handler?

There's nothing wrong with being practical, so why not? There are a number of Spectrum programs that use MODE 2 to actually add new commands to BASIC. The following program will give a much simpler, but distinctly related example by adding a new function to the TS-2068. As long as the Interrupt is enabled, you can immediately COPY the screen to the printer by simultaneously pressing SYMBOL SHIFT

and BREAK. This can even be done while a program

```

10 REM IM2 Demonstration Progr
am
20 REM Causes a Copy-Screen Wh
en BREAK and SYMBOL-SHIFT are pre
ssed together.
30 CLEAR 65020
40 FOR j=65024 TO 65280: POKE
j, 253: NEXT j
50 POKE 65021, 195: POKE 65022,
8: POKE 65023, 255
60 FOR j=65281 TO 65314: READ
k: POKE j, k: NEXT j
70 DATA 62, 254, 237, 71, 237, 94, 2
01, 245, 197, 213, 229, 62, 127, 219, 25
4, 246, 224, 254, 252, 32, 6, 243, 6, 192
, 205, 5, 10, 225, 209, 193, 241, 195, 56
, 0
80 RANDOMIZE USR 65281

```

is running, and even in the middle of a PRINT statement. When the copy is done, the program will continue, completely oblivious to the fact that it's been Interrupted. The printout will include the edit line.

Certain BASIC commands disable the Interrupt. During such intervals, this copy-screen function won't work. These commands are (LOAD, SAVE, VERIFY, MERGE, COPY, LLIST, LPRINT and BEEP). Some commercial machine code programs also disable the Interrupt. Add the following to your own BASIC program (exact line numbers aren't important, as long as you get the lines in the right order.) Make sure your program executes it once; more times won't hurt, but they won't help, and take a few seconds to run. Once this is done, the copy-screen command is active, and will remain so, even if you STOP the program and LOAD in a new one.

The NEW command shuts off the Interrupt mode, but leaves the code intact, so that it can be reactivated with only the RANDOMIZE USR 65281.

We'll save a discussion of the program for next time, and we'll discuss the problems of relocating it, and how to modify it to print only part of the screen. Until then, you might get some enlightenment amusement / frustration by taking it apart, to see how it works. The correct answer will be printed here next time!

Batteries For Z88

by Don Lambert

Richard Jelen mentioned this topic and I finally saw the displays in a store. The batteries are RAYOVAC RENEWAL REUSABLE ALKALINE. While it has been mentioned that life can be more than 25 recharges even at twenty five it is quite a savings if you use a lot of batteries. Off hand I don't know how many batteries that a Z88 requires but I suspect 4 AA cells. And with that as an example and needing two sets of alkaline batteries so that you can be using one set while the other set has been

recharged and is waiting for use let us take a look at how much difference there is in prices. The regular alkaline are 8/\$4.79 and for 50 sets of batteries it would cost 25 X \$4.79 or \$119.75. But with rechargeable alkaline batteries the charger is \$19.00 plus the batteries are 4/5.97 so a set for fifty uses of batteries is \$30.94 or just a shade over one fourth the cost of none rechargeable batteries. The rechargeable batteries have a shelf life of 5 years whether new or recharged. The literature compares the rechargeable

with Ni-Cad which according to the literature loose 1% of their power each day while waiting for use. I was surprised that they did not compare the costs of the rechargeable to that of the regular alkaline which is what I did. I believe that any battery appliance used should be considered as a prime user of the rechargeable alkaline batteries. They are available in AAA, AA, C and D cells but not the 9 volt battery. The charger listed above is only for the AAA and the AA cells. The one that will charge all the rechargeable alkaline batteries is, I think, about \$30.00. Of course the cost of the larger batteries goes up. Another factor is that there is not the dangers to environment since the rechargeable do not have cadmium in them and starting next year no mercury. Currently they are 99.975% free of mercury. The AAA and the AA batteries charge in 3 to 5 hours and the others charge overnight.

I called their 800 number and got some further information in that the batteries survive best if they are not fully discharged before recharging. Unlike Ni-Cads they work best if they are recharged often. As far as output, the information that I got was on a D cell and I was quoted 5.5 amp-hours but not at what load on the battery. But if the D cell was continually fully discharged then at the end of 25 cycles the amp-hours would drop to 2.2. But I was told that the batteries were not like Ni-Cad or regular alkaline and were different in use.

I suppose like when Ni-Cad were first used it would take an awareness of the difference to get the most life out

of them. But money wise replacing either with rechargeable alkaline batteries is much cheaper.

According to the literature that I received short depth of discharge cycles will yield over 100 cycles of use. But each time they are used the useful capacity of the battery will lessen. In deep discharge of the batteries will result in after 25 cycles a battery that will end up with a capacity of a Ni-Cad.



The special charger samples the batteries voltage and then gives the battery a jolt of charge and then samples the voltage and does that 120 times a second until the battery voltage is at 1.65 volts. Then if the battery is fully charged it does not damage the battery to leave it on the charger continuously if not in use. Once charged the battery does not get more charge unless it is less than the set voltage and then it might get one surge of charge a day or less. Each battery in the charger is charged separately so that any can be put in at any time. A light indicates when a battery is fully charged.

Looking at the specs for AA size it shows a load of 3.9 ohms (flashlight) drawing 308 MA at 1.2V and a battery decline to 1.0V in 3.9 hours in continuous duty. 0/0

Adjust **DATASPACE** Please

by Al Feng

So, I was reading through the March/April NITE-TIMES NEWS and there was a comment that John Donaldson had brought a beta-version of the new QLAMBER program to the March meeting; but, it had received an "unfavorable review" from John according to Larry Sauter "because of a bug caused by incorrect operating system compatibility." HMMmmmm. Just when you think it's safe to go into the water -- GLUG (or, should I say "GULAG"?!).

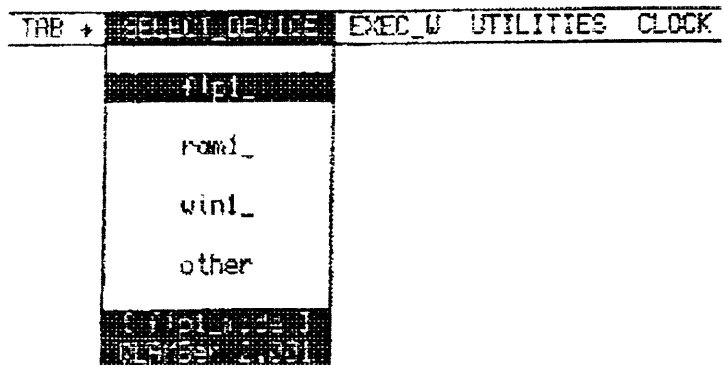
I thought, "Okay. It was an early version (I don't remember what version of the program he received, though I'm pretty sure I had indicated that it was a "beta-version" of the program) ... in fact, it might have been the prototype that did not yet access 'page 2.'" I know some early, beta-versions did not recognize HD disks, and one even had trouble with microdrives.

But, just what was the "system incompatibility" that was described by Larry Sauter?

Having developed/compiled (TURBO 2.00) QLAMBER with a GOLD CARD and MINERVA 1.82, I figured it should be compatible with just about

everything out there since MINERVA seems to get stricter and stricter as the version number gets higher.

I had even tested version 2u001 it on a 512K QL with MINERVA 1.97. No problem.



Then, I tested version 2u001 with a plain-Jane (JSU) QL with only 128K and a TK2_dongle on the back. Again, no problem.

Then I ran the GOLD CARD with MINERVA 1.97 and C-R-A-S-H. So much for compatibility with everything! Well, back to the salt-mines!

Now, I'm thinking, "As far as I know, this setup doesn't exist within CATUG; but, what happened with the GOLD CARD?"

Well, six hours later, I finally concluded that the only resolution was to re-compile the program using a greater amount of OBJECT DATA that the program uses (grabs). The result is QLAMBer_min(erva), though some might think of it as QLAMBer_MAX(imus)!

QLAMBer_min allocates a whopping 64K of OBJECT DATASPACE to the program and is only necessary if you experience a program crash immediately after the program displays the files on the medium.

If you are compiling with TURBO and are having difficulties with MINERVA 1.97 (or, higher?), then try re-compiling with a greater DATASPACE allocation. It seemed to work in this one instance, it may help you.

QLAMBer

Out-of-town readers of the NITE-TIMES NEWS may be wondering what the QLAMBer program is that John Donaldson "demo (-nstrat/-lish)ed" at the March 19, 1993 CATUG meeting.

QLAMBer is intended to be the successor program to QLUStEr, though new features such as sub-DIRectory access and removal have now been implemented in QLUStEr.

QLAMBer — QL(utilities)_A_M(oving)_B(ox)/e(nhanced)r(elease) — operates much the same as QLUStEr except that a_moving_box now selects the file instead of a single_key.

As with QLUStEr, six SuperTOOLKIT2 keywords are accessed [WCOPY, WDElete, SPool, RENAMEWREName, WSTATus]. TK2_EXTEnsions (on most disk interfaces) are the only extra code needed to run the program.

Because QLAMBer succeeds QLUStEr, the screen is similar. A screen page is "shifted" (if appli-

cable) by simply pressing a [shift] + [cursor] key combination. If you have more than 76 files in a single directory, then simply press the down arrow

```
[F1] COPY [F2] de-FILE [F3] Hard-COPY [F4] re-NAME [F5] pre-VIEW
(esc) EXIT
```

```
EXEC_M flp1_0 PLATYPUS          1789.5 K(ilobytes)      21/1440 sectors
[ESC]
backup          ARCHIVE          Abacus          Easel
filed           convert         disced          editor
quit_HOB       QLUStEr.COM          QLAMBer        FLIST_imp
zip_code        arCHU_HOB            abba_HOB       graf_HOB
pr(inter_dat   turbo_code           GRAM_code      GPRINT_prt
COMMAND.COM    IBT1.W5_dot         PR2300_dot     blank_doc
S_KeyDef       QDISK ->
```

[/cursor_down] key in tandem with a [shift] key.

If you want to "page" to flp2_ from flp1_ then simply press the right arrow key in tandem with a [shift] key.

To "page" back to flp1_ from flp2_ then simply press the left arrow key in tandem with a [shift] key.

Using the [ConTRoL] key with either the left or right arrow key will access a different type of device of like numerical value (that is, from flp2_ to ram2_; mdv2_ to flp2_; mdv1_ to flp1_; ram1_ to flp1_; win1_ to flp1_; and, so on).

Sub-DIRectories are accessed when the [filename] selected is appended with the '-'>' suffix.

SELECT_DEVICE is used to RETURN to the main directory.

Filenames longer than 32 characters are NOT recognized by the program.

QLAMBer requires SuperTOOLKIT coding installed via ROM (or, RAM) prior to LOADING.

QLAMBer easily multi-TASKs using either the QRAM environment or within TASKMASTER.

QLAMBer is available as an "Issue Disk" from UPDATE!

HAPPY TRAILS,
AND COMPUTING, TO YOU ...

THE INFORMATION SUPER HIGHWAY COMMUNICATIONS - MODEMS 101

by Abbed Kahale

Computers use binary codes of "ON" bit which has a value of 1 and "OFF" bit which has a value of 0 for sending information across short distances to serial peripherals such as serial printers and modems.

Computers voltages from 5 to 15 volts for an "ON" bit and from -5 to -15 volts for an "Off" bit. But to send information over the telephone lines, computers need to modulate this digital information into analog format the telephones use; in other words convert it into variable pitch

sound instead of beeps, then demodulate it at the other end so that the receiving computer can understand it. Hence, the device that does this takes its name from MODulate DEModulate => MODEM.

Modems communicate one bit at a time using serial transfer. The standard serial transfer uses 9 wires of which only two wires actually transfer data, the rest manage the transfer process and provide signal ground, to prevent statics and interference.

Your communication software's dial command transmits a signal ATDT (ATtention: Dial Tone) followed by a phone number to your modem which goes off-hook - *picks-up the phone so to speak* - and dials out using DTMF (tone) as opposed to pulse dialing in this case. When the modem on the other end receives a ring, it sends a signal RI (Ring Indicator) to the software telling it to issue a command to pick up the phone. When the remote modem picks up the phone, your modem sends out a hailing tone, and the remote modem responds with a higher pitch tone. The modems then exchange information (cackle) about how to transfer data in a *handshake*, rate (BAUD - bits per second), type of transfer (ASCII, x-modem etc.) and settings (8N1) to determine the size of data packets the systems will exchange. Hence the word *protocol* is used to describe this exchange.

Once the communications are established the modems send a DCD (Data Carrier Detect) signal, which continues until the modems either hang up or get cut-off.

A data packet is a group of bits that constitutes a single character. The 8 in the setting 8N1 refers to the number of data bits in the packet. Each packet is enclosed by a Start bit and a Stop bit that tells the receiving modem

where the packet begins and ends. The 1 refers to the number of stop bits in the packet

Data packets sometimes contain a special parity bit that the modem use for basic error checking. Parity can be set to Odd, Even or None. When parity is Even the transmitting system sums up the 0s and 1s and gives the parity bit a value of 1 or 0, whichever makes the total an even number. If the receiving modem gets a different result, it assumes that the transmitted data is incorrect and requests a re-transmit from the other modem.

When a communications session is over, each of the computer's software sends an ATH (ATtention: Hang) command to its modem instructing it to go on-hook, hang-up. Or when the other modem loses the data signal carrier (DCD) it also hangs up.

DTR ↔ Data Terminal Ready
 DCD ↔ Data Carrier Detect
 DSR ↔ Data Set Ready
 ATA ↔ ATtention: Answer
 ATO ↔ ATtention: (go) On-line

Complex ASCII Rotation

Tim Swenson — QL Hacker's Journal

Having been a Unix system administrator, I know how mail can bounce and be sent to the "Postmaster" for resolution. As "Postmaster" I read other persons mail to figure out where it was supposed to go. I like to tell people that e-mail is about as private as a post card. You don't write very private stuff on a post card, so don't do it with e-mail.

Another general rule of e-mail is not to write anything in a mail message that you would not like to see on the front page of your local newspaper.

I got to thinking about using encryption for e-mail (encryption is a hot topic these days). But, I did not want to go the extremes of using Public-Key encryption or DES. Since the whole idea is to make your mail unreadable to the general perusal, a fairly simple algorithm would work. I also wanted something that could be very easy to port and was not dependent on any computer platform. So, the whole scheme had to rely heavily on the password the user uses.

Now to the details. What this program does is more than just simple rotation of the characters. Simple rotation is just adding a constant number to all characters. If you rotated by 2, A becomes C, B becomes D, etc. Way too simple. So to mix it up, a rotation array is made out of the password. For each letter of the password, a MOD 7 is done and the results put into the array. The longer the

password the longer the array. You could make the program do simple rotation with a one character password.

Once the array is created, the program goes through the input file, using the rotation array to rotate a number of characters. The program will cycle through the rotation array many times (like a circular queue) until it reaches the end of the input file. The output file has the general look of the input file (newlines are not touched), but the words are now meaningless.

This encryption is not unbreakable, but to 99% of the population it is unreadable. Someone would have to be pretty determined to try to unencrypt it.

Since this was a fairly simple program to write, I wrote a version in SuperBasic and C. When I get my FORTRAN compiler up and running, I'll try to port it to FORTRAN. Then I'll try Pascal to try out Computer One Pascal.

```
100 OPEN #3, con_250x150a50x50
110 PAPER #3,0 : INK #3,4 : BORDER #3,4 :
CLS #3
120 INPUT #3,"Name of Input File :
";in_file$
130 INPUT #3,"Name of Output File :
";out_file$
140 INPUT #3,"Password : ";password$
150 INPUT #3,"Rotate or Unrotate (U/R) :
";rot$
160 IF rot$="r" THEN rot$="R"
170 IF rot$="u" THEN rot$="U"
```

```

180 IF rot$<>"U" AND rot$<>"R" THEN GO TO
150
190 DIM rot(30)
200 REMark Create Rotation Array
210 pass_len = LEN(password$)
220 FOR x = 1 TO pass_len
230   rot(x) = CODE(password$(x)) MOD 7
240 NEXT x
250 OPEN_IN #4,in_file$
260 OPEN_NEW #5,out_file$
270 rot_mark = 1
280 REPEAT loop
290 IF NOT EOF(#4) THEN
300   in$ = INKEY$(#4,-1)
310   ELSE
320   EXIT loop
330 END IF
340   IF CODE(in$) < 32 THEN
350     PRINT #5,in$;
360   ELSE
370     LET temp = CODE(in$)
380     IF rot$="R" THEN temp =
temp+rot(rot_mark)
390     IF rot$="U" THEN temp = temp-
rot(rot_mark)
400     PRINT #5,CHR$(temp);
410   END IF
420   rot_mark = rot_mark + 1
430   IF rot_mark > pass_len THEN
rot_mark = 1
440 END REPEAT loop
450 CLOSE #4 : CLOSE #5
460 PRINT #3," Done "
470 CLOSE #3

```

Complex ASCII Rotation

This program takes as input a password and an ASCII file. From the password a rotation queue is derived. Then the incoming file is processed using the rotation queue to rotate each character differently than those to its left and right. The end result is an output file with the rotated text. The program also reverses the process and will produce the original text out of the rotated file.

```

*/
#define ROTATE      1
#define UNROTATE    0

#include <stdio_h>
/* Global Array for holding Rotation
Queue */
int rot_array[30];
main ()
{
    int c, i, fd1, fd2, rot_mark, pass_len,
    rot;
    char *password;

    printf("Enter the Input File : ");

    fd1 = open_file("r");
    printf("Enter the Output File : ");

    fd2 = open_file("w");

```

```

    printf("Enter a Password : ");
    gets(password);
    pass_len = strlen(password);
    /* generate the rotation array from the
password */
    for ( i=1; i<=pass_len; i++)
        rot_array[i] = password[i] % 7;
    printf("Rotate or Unrotate (U/R) : ");
    c = getchar();
    putchar(c);
    printf("\n");
    if ( c == 'R' || c == 'r' )
        rot = ROTATE;
    else
        rot = UNROTATE;

    /* Start of the main part of the program
*/
    rot_mark = 1;
    while (( c=getc(fd1)) != EOF)
    {
        if ( !isprint(c) )
            putc(c,fd2);
        else {
            if ( rot == ROTATE )
                c = c + rot_array[rot_mark];
            else
                c = c - rot_array[rot_mark];
            putc(c,fd2);
            rot_mark++;
            if ( rot_mark > pass_len )
                rot_mark = 1;
        }
    }
    printf("\n Done!\n\n");
}
/* This procedure gets a file name and
opens it. if it fails, it aborts the
program. It takes three values "r", "w",
"a" for Read, Write, Append.
Usage: file_pointer = open_file("r");
*/
open_file(rwa)
char *rwa;
{
char filename[30];
int fd;
gets(filename);
fd = fopen(filename, rwa);
if ( fd == NULL) {
printf("\n Error Opening File!
\n");
abort(-1);
}
return fd;
}

```

QL HACKER'S JOURNAL
C/O TIM SWENSON
5615 BOTKINS RD
HUBER HEIGHTS OH 45424 USA
(513) 233-2178

*** swensotc@ss2.sews.wpafb.af.mil
tswenson@dgis.dtic.dla.mil

Broken LINK

From the editor

The folding of the SINC-LINK, the end of the Best of the Best Sinclair newsletter era, leaves a large gap in the Sinclair community. For more than twelve years, SINC-LINK provided us with top-notch articles and programs on all of the Sinclair computers — very thorough with help available on what ails you.

George Chambers, Hugh Howie and Jeff Taylor were the nucleus of the Newsletter. George, the most prolific, Bob Mitchell, Larry Crawford, Hugh Howie and very many more.

As George puts it; *"We have become long in the tooth and, at least for my part, I want to move onto other things."* — a state-of-the-art 486. He will still be available for advice on problems we may encounter; *"I shall be maintaining my TS-2068 computer system for some time to come."*

I can appreciate how publishing a newsletter can become a chore after so many years especially when articles become scarce. Although I enjoy working on the Newsletter, I do spend some 40 hours, learning Desk Top Publishing; editing, spell-checking, formatting, printing and so on, and then some, for affixing labels, stuffing envelopes, stamps etc.

"Any of you into MSDOS?"

George, you've probably discovered that MSDOS is still archaic by Sinclair standards although it seems that the end is near for it after Chicago (Windows 95) takes over in 95. It is clunky and not user friendly with limitations and intimidation; no true multitasking à la QL. Windows software, canned programs I don't dare disturb, have improved greatly to being more intuitive and user friendly in the last 12 months;

EXECUTIVE OFFICERS:

PRESIDENT:
TREASURER:
SECRETARY:
ACTIVITIES:
QL CONTACT:
NEWSLETTER:
LIAISON OFFICER:
(Out-of-town members)

(AREA CODE 416)
RENE BRUNEAU (531-9749)
BILL LAWSON (444-8772)
GEORGE CHAMBERS (751-7559)
LOU LAFERRIERE (820-3725)
HUGH HOWIE (634-4929) NOTE NEW AREA CODE 905
JEFF TAYLOR (244-8583)
GEORGE CHAMBERS, 14 RICHMOND COURT,
SCARBOROUGH, ONTARIO M1K 2Y1
(416-751-7559)

the learning curve became very short for the initiated but with a penalty of more memory requirements both for RAM (8 Megs.) and disk space. It is too early to go into Multimedia unless you know your DMA's, IRQ's and I/O addresses. If you are finicky like myself, you would still like to write your own TS-2068 programs and have them run just the way you like, unless you are going into Visual BASIC or C++ programming. Good luck, bon chance to all.

We'll miss that **LINK**



TORONTO TIMEX-SINCLAIR
USERS CLUB

Z-SIO RS-232 Serial Interface

The Purpose of this article is to show how to convert, with the addition of few inexpensive components, a WC-2050 (TS-2050) modem board into a general purpose RS-232 serial interface. You can attain, with the appropriate modem and software, speeds up to but not exceeding 9600 BAUD for less than \$40. LarKen MaxCom provides the software for 1200 BAUD and Figure 6 provides the elements for software that you can write. You can still find some of these surplus boards; (try RMG and Mechanical Affinity or check the FOR SALE ads in this issue) or, convert that extra modem that you might have. This is not a beginner's project. *Editor*

BLOCK DIAGRAM

Figure 2. shows a block diagram of the modem board. The address decoding, crystal oscillator, frequency divider and 8251 serial I/O, and power supply portions provide nearly all we need for an RS-232 interface. As a complete modem, the input and output serial data available at the points marked A and B, would be connected to the modem's analog circuitry and translated between tone frequencies and voltage levels. For an RS-232 interface we need to redirect these signals to DC voltage level translators.

RS-232 PARTS

Next take a look at Figure 3. It shows a schematic of the recommended RS-232 adapter circuit. The parts list is contained in Figure 4. Notice that there are only three IC's. An MC1889 Line Receiver is used to buffer the incoming signals; an MC1888 Line Driver is used to buffer the outgoing signals; and an Intersil ICL7662 switching regulator is used to develop the required negative supply voltage from the modem's +9 Volt supply. In our prototype we used a 9-Pin Male Atari Joystick style connector for our RS-232 output, but you can directly wire in a cable or another choice of connector.

INSTALLATION PROCEDURE

Before installing the RS-232 adapter board, be sure you have a working modem board in front of you. It is not important that the modem's analog section be working as long as the digital portion of

the board is working. Of course if the entire modem does work, the digital portion will work.

NOTE: There is a wiring error on some of the surplus boards, 74C00 pin 11, should be connected to MC14412 pin 12 while 74C00 pin 12, should be connected to the 8251 pin 23. These connections are reversed on some of the surplus boards.

Build up the circuit shown in figure 3. The parts are easy to find. A small PCB card such as the ones available from radio shack will do fine.

CONSTRUCTION HINTS

The RS-232 adapter board requires 9 signals from the modem board:

OUTPUT SIGNALS:- RTS, TX, DTR

INPUT SIGNALS:- RX, CTS, DSR

POWER SIGNALS:- GROUND, +5 Volts, +9 Volts

Eight of these signals are available at the pins of the 8251 serial I/O chip. The only signal not present on the chip is the +9 volt power, which can be picked up on one side of the modem's DATA Light Emitting Diode (LED). Our prototype board (shown in Figure 1), takes advantage of this and uses a pin-and-socket arrangement to make the 8 connections at the IC. First a 28-pin IC socket is soldered right on top of the 8251. Then pins are soldered onto the RS-232 PC Board so that the board can plug in, right on top of the IC. The ninth signal required is made by attaching a single wire between the RS-232 board and the

+9 Volt power where the LED is. The positive side of this LED is the lead closest to the corner of the modem board.


TRACE CUTS

You must make three trace cuts on the modem PC board. This is to disconnect the three modem input-signals that go from the modem's analog section to the 8251 chip. These signals are replaced with those coming from your RS-232

adapter board. The traces to be cut are shown in Figure 5.

SOFTWARE & TESTING

To test out your RS-232 by itself you can do a simple wrap around test by temporarily connecting CTS to RTS, and TX to RX. The software driver for the modem is shown in figure 6. Under this test arrangement, whatever you send out will be wrapped around and received back.



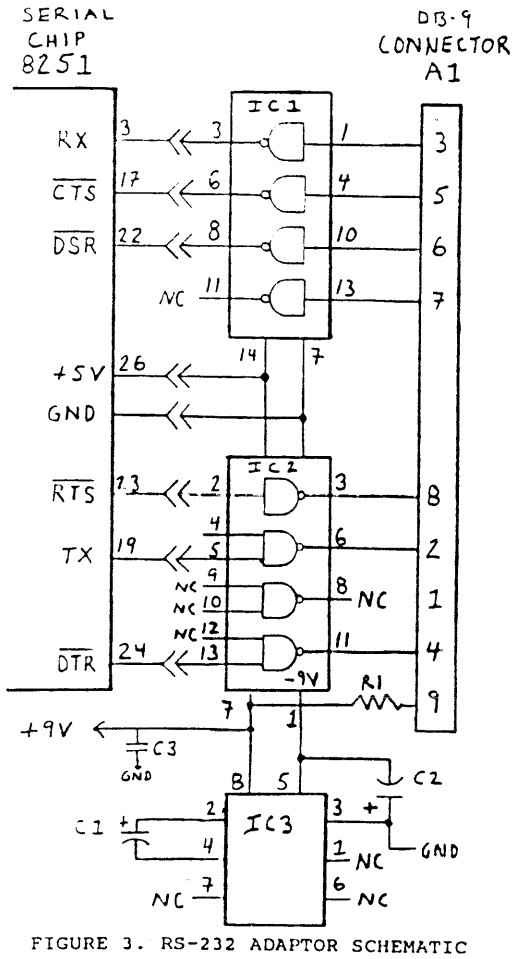


FIGURE 3. RS-232 ADAPTOR SCHEMATIC




FIGURE 5. TRACE CUTS ON MODEM BOARD

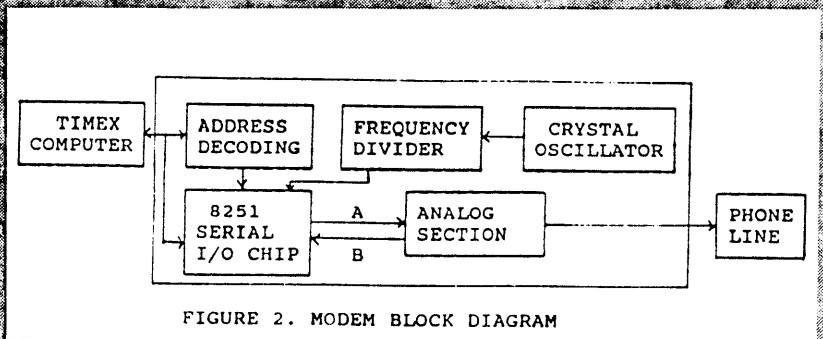


FIGURE 2. MODEM BLOCK DIAGRAM

FIGURE 4. WC2050-TO-RS232 PARTS LIST

- IC1 MC1489 QUAD LINE RECEIVER
- IC2 MC1488 QUAD LINE DRIVER
- J1,J2 WIRE JUMPERS, 0.3 INCH
- J3 WIRE JUMPER, 4.5 INCH
- A1 CONNECTOR, DB-9 MALE "JOYSTICK TYPE"
- A2 DUAL ROW WIRE-WRAP HEADER PINS
- R1 RESISTOR, 1K 1/4W
- PC89-C PRINTED CIRCUIT BOARD
- C3 0.1UF 25V CER. DISC. (SUPPLY BYPASS)
- POWER SECTION - VERSION ONE-----
- IC3 INTERSIL ICL7662 POWER CONVERTER IC
- C1 10UF 16V ALUM. ELECTROLYTIC (CHARGE PUMP)
- C2 10UF 16V ALUM. ELECTROLYTIC (OUTPUT)
- POWER SECTION - VERSION TWO-----
- A3 2.5MM OR 3.5MM JACK (NEGATIVE POWER)
- X1 AC POWER ADAPTOR

FIGURE 6. Sample TS2068 BASIC driver for wrap-around test at 1200 BAUD. Change 78 in line 14 to 79 for 300 baud.

```

10 OUT 119,0: REM send Zero to
   clear UART chip
11 OUT 119,0
12 OUT 119,0
13 OUT 119,84: REM UART reset
14 OUT 119,78: REM 1200b,8 bit
   NO parity
15 OUT 119,55: REM Enable Xmit
   and Receive
20 REM Each byte sent OUT 115
   will arrive on the Transmit
   line of the RS-232 port.
25 REM Example:
30 PRINT "This is a test."
40 LPRINT "This is a test."
50 LET a$="This is a test.": G
0 SUB 1000
60 PRINT "End of TEST."
70 LPRINT "End of TEST."
80 LET a$="End of TEST.": GO 3
UB 1000
90 STOP
1000 LET i=LEN a$: IF i=0 THEN G
0 TO 1050
1010 FOR x=1 TO i
1020 OUT 115,CODE a$(x): PAUSE 4
1030 PRINT CHR$( IN 115)
1040 NEXT x
1050 RETURN

```

following items are available from Zebra Systems:

- RS-232 adaptor, PCB, & drilled PC board with
- instructions, \$5.95
- Intersil ICL7662 Power Converter IC & Specs., \$5.00
- Intersil MC1488 & MC1489 ICs, \$1.95
- add \$3.00 for postage & handling (quantity discounts
- available).

To PRINT? or not to LPRINT? — That is the Question

by the late Jim Brezina

Each new book I have bought on the TS2068 has taught me quite a bit about programming on the computer. The things I have learned lately about the keyword PRINT are quite interesting.

The latest book I purchased, "Introduction to 2068 Machine Language" by Dr. Lloyd Dreger, explained quite a bit about it. Many times I have entered programs with the command "PRINT#0;" or the command "PRINT #1;". I found that the command would cause whatever followed it (a string or numbers) to be printed to the bottom two lines on the screen. However, in order for that information to remain on the screen, one has to provide some means to prevent an error statement or INPUT from appearing there. That can be done by a PAUSE or by following it with along FOR - NEXT loop. All the PRINT # commands are to be followed by a semicolon. Dr. Dreger's book informs me that "PRINT #2;" will PRINT to the upper screen which is the same thing that PRINT also does. The next PRINT command "PRINT #3;" will send the printing to the printer. This will be either the 2040 printer or a full size printer as long as you have the printer driver LOADED and initialized.

Is there a PRINT #4? Yes, I have found it used by the "ZTALKER". [and LKDOS] It is the means by which words are entered to make the "ZTALKER" talk. However, some words do not sound right if spelled normally, so you might have to misspell them to get the "ZTALKER" to sound right. I have not seen anything about using anything above #4 in these PRINT statements in the above manner. I have seen them used in another manner which I will explain later on.

An interesting thing about this PRINT #3 setup is that, you can also enter LIST #3 and it will LIST to the printer. Another thing you can do is with the LPRINT and LLIST commands. LPRINT#2 and LLIST #2 will go to the screen instead of the printer.

A number of years Ago, I saw an article on one of the uses of the OPEN # command. This was originally intended for use with disks, however, it can also be used for printing without a disk system. The manner in which it was used was to enter "OPEN #2". The TS2068 will not let you enter "OPEN #2" alone but it will let you enter "CLOSE #2" by itself. To enter "OPEN #2" you must follow it with a comma (the comma is the only punctuation mark that works) and one of the following letters in quotation marks: "S" for the upper part of the screen. "K" for the lower part of the screen (with

something like PAUSE to keep the PRINT on the screen) "P" for printing to the printer. This will cause anything in a PRINT statement to go to where the letter indicates.

The most useful way of ENTERING this command is, "OPEN #2,"P". After ENTERING this command, whether in immediate mode or in a program, everything in the program that is in a PRINT statement will go to the printer.

The simplest way of redirecting the PRINT to the screen is to enter "CLOSE #2". I have seen one article that said to enter "OPEN #2,"S", but, that to me is a waste of keystrokes and it still leaves the channel open.

I have found that the only channel that works that way is channel 2. You can use any one of the other 15 channels to send PRINT statements to the printer, but, you must follow them with the command: "PRINT #(channel you are using);" followed by what you want printed. An example of this is as follows: -

```
10 OPEN #5,"P"  
20 PRINT #5;"Mary had a little lamb"  
30 CLOSE #5
```


A while back I found a little program (I believe it was in TS HORIZONS) that works like a simple word processor. The original program was written as follows: -

```
10 INPUT AT 21,0; AT 0,0; LINE A$  
20 LPRINT A$  
30 GO TO 10
```

What happens with this program when you run it, is a cursor appears on the top of the screen. As you enter letters they are printed to the top of the screen and the cursor moves ahead of the letters. The entered string does not have quotation marks. Almost everything

works as normal except the down arrow. It is the BREAK key for this program. You can even use the CAPS LOCK for this program. You can enter graphics too. When you key the ENTER key, what is on the screen is printed to the printer. The screen would then be erased.

Of course, a full sized printer will not PRINT the graphics. You can also use the ENTER key for a Linefeed. For a full sized printer, you will have to have your printer driver LOADED in and initialized.



I tried an alteration on the program by changing the 0,0 in line 10 to 1,0. Then I added a line 5 to PRINT the numbers through 0 all the way across the screen. I found that this line would remain on the screen at all times while the rest of the text would be erased with ENTER to PRINT to the printer. I also found that corrections could be made to the text. I tried putting a semicolon after LPRINT A\$;. This had a drawback as one had to add spaces to fill the printers buffer or the entire text would not be printed out.

In an old issue of Time Designs Magazine, one writer asked if there was a way to get the 2068 to PRINT direct to the printer without using a monitor. Tim Woods answered that he knew of no way of doing this. The next issue contained quite a few letters in answer to that question, but, none of them really gave an answer to do what the writer wanted. One of the answers gave me the following idea, but it still does not do what the writer wanted.

5 POKE 23692,2

10 LET A\$ = INKEY\$: PRINT A\$; : LPRINT A\$;

15 PAUSE 20

20 GO TO 5

The POKE 23692,2 makes the text on the screen scroll up when the screen fills instead of breaking out. The semi-colons after the A\$ keeps the printing on one line, otherwise, there would only be one letter to a line. The PAUSE is necessary, as without it you would not be able to get your finger off a key fast enough so it wouldn't repeat. What happens is that the printer will PRINT out a line of text when the printer's buffer is full or you key ENTER.

This program has a number of disadvantages. There is no cursor on the screen. You cannot delete screen letters with the 0 key. You can move the unseen cursor with the arrow keys and correct words on the screen, but, you cannot change what is in the printer's buffer. The result is that your mistakes will GOTO the printer. You can still break out of the program with the CAPS SHIFT & BREAK keys. CAPS LOCK cannot be used.

Unclassified Ads

Place your ads here, it is free!

Mail to: A. KAHALE 335 W NEWPORT RD HOFFMAN ESTATES IL 60195-3106

SPECTRUM for your 2068

If you are a LarKen LK-DOS owner and would like to run SPECTRUM programs on your system, we will supply a V2 EPROM, socket and 74HCT32 for \$12 which includes shipping and handling. The installation instructions are in your LarKen manual. We shall not be responsible for your install job. AERCO owners need only the EPROM for \$10 forwarded to LarKen.

Bob Swoger

Address on page 2

747 Flight Simulator

So you like to fly, the 747 Flight Simulator for SPECTRUM by Derek Ashton of DACC. Requires a SPECTRUM equipped 2068. Supplied on LarKen SSDD or DSDD LarKen disk for \$10 which goes to Derek now working at Motorola with Bob.

Bob Swoger

Address on page 2

PAL Chips

Programmable Array Logic chips are available for some Timex and QL's from:-

NAZIR PASHTOON

NAP_Ware

940 BEAU DR APT 204

DES PLAINES IL 60016-5876

Phone(eve.) 708 439-1679

*A Strategic Generic War Game
for the 2068*

CONQUEST

➤ Completely in fast machine code. Games can be SAVED and CONTINUED.

➤ Available on tape, or disk, AERCO, Oliger. Game and map SAVES in BASIC allows conversion to your system. Price \$19.95 + \$2.50 S&H.

Order from:-

LLOYD DREGER

2461 S. 79TH ST

WEST ALLIS WI 53219

or

SMUG

BOX 101

BUTLER WI 53007

The John Oliger Co.

11601 Widbey Dr.

Cumberland IN 46229

The John Oliger Floppy Disk System

FOR THE TS-2068

DISK BOARDS "A" & "B"

DISKWORKS

EXPANSION BOARD

2068 User Cartridge

2068 EPROM Programmer

2068 Parallel Printer Port

2068/SPECTRUM Joystick Port

DfH Mapped Universal I/O Port board

Vpp Power Supply

User Manual only : \$5.00 (Read before you buy)

FOR SALE: Print Factory on disk for the TS-2068 LarKen and Oliger. \$5 for those who own the tape version. Those who order it long ago and never received it, please contact me, you should get what you ordered.

FRANK DAVIS
UPDATE! Magazine
P O BOX 1095
PERU IN 46970

Service For America's

Favorite Home Computers
And Their Accessories

SINCLAIR

TIMEX ADAM ATARI
IBM OSBORNE TI

COMMODORE

BUY SELL TRADE UPGRADE

Write for prices SASE appreciated

COMPUTER CLASSICS


RR 1 BOX 117
CABOOL MO 65689
Phone 417 469-4571

MIRACLE 512K EXPANDERAM	\$60
TRUMP FLP/RAM	\$35
TRUMP2 DISK CARD (0)K I/O	\$60
ALL THREE FOR	\$120

Includes a copy of Qluster, QLuMsi and QLamber.

Al Feng

914 RIO VISTA CIR SW
ALBUQUERQUE NM 87105
(505) 843-8414



PROFILE - ZX-81 (tic-tac-toe)

ZX-TEXT™ - Word Processor

ZX-CALC - Spread Sheet

Business Software

Cycle Accounting Financial Report Generator

ZX-CALENDAR - Time Management

ZX-81 TS-1000 TS-1500

TS-2068

Albert F. Rodriguez

A.F.R. Software®

1605 PENNSYLVANIA AVE 204
MIAMI BEACH FL 33139
305 531-6464

Make David an Offer

ZX-81 TS-1000 TS-2068

Hardware Kits

Real Time Clock I/O Controller
RS-232 Centronics I/F 16K &
64K RAM 300 BAUD Modem
A-D Converter (assembled)

BYTE-BACK INC

536 LONG TER
LEESVILLE SC 29070

TS-1000/ZX-81/TS-1500 Software by
TIMEX Orbyte Canaan
Reston Quicksilva

also for

TS-2068/Spectrum and QL
T/S Books

Hardware for ZX-81/TS-1000

TEJ Computer Products

2405 GLENDALE BLVD STE208
LOS ANGELES CA 90039
24 Hr. Order line: 213 669-1418

FOR SALE: Complete TS-1000, TS-2040 printer in their original boxes and three rolls of thermal paper. Mint condition. For \$35 P/shipping.

Complete Atari system, 800XL computer, printer, modem, software and books. Mint condition. \$95 P/shipping

ROBERT CURNUTT
10400 TRUXTON RD
ADELPHI MD 20783

FREEBIE!

If you have sharp metal where the cable is on your disk drive and want to protect your cable from wear here is a deal. I have some plastic protectors that are 3.5 inches long (49 of them) and some that are 2.75 inches long. They are easy to cut to length if necessary. The protector are such that they will slide

onto metal or plastic up to about .050 inches thick. Send a SASE and I will send you up to 3 per request.

DONALD S LAMBERT
1301 KIBLINGER PL
AUBURN IN 46706-3010

GET IN TOUCH

With European Users

Fidonet linked BBS

QBox-USA

810-254-9878

24 hours a day

Xmodem124 SEALink Telink

300 to 2400 BAUD (14400 soon)

Runs entirely on Sinclair QL

Maintains a link with European BBS's that carry
QL related message areas.

PD on-line, UPLOAD, DOWNLOAD

SYSOP John J. Impellizzeri

'How-To' is in the April, 94 UPDATE! Magazine

FOR SALE : Timex printer paper, 3 rolls - \$5.00 + postage.

FRED STERN
PO BOX 264
HOLBROOK NY 11741
516 737-0963 eve.

Z88

Memory, Printers Disk Drives, Software,
EPROMs, Modems Mobile Phones

Mike Fink

Domino Cubes

484 W 43rd ST STE 27 Q
NEW YORK NY 10036-6329
212 971-0368 (ring six times)

WANTED: MINI-MOD AND Z-COM documentation on
modem programs for the T/S 1000.

FREDERIC STERN
P O BOX 264
HOLBROOK NY 11741
516 737-0963

WANTED: Looking for instructions or documentation on
the ZX Assembler/Disassembler by Bob Berch.

WAYNE KNAUST
2 PEAR TREE CT
ST. PETERS MO 63376

WANTED: A full size keyboard, educational software and
a replacement ULA chip for the TS-1000.

ALEX SWEITZER
RD 1 BOX 207
FAYETTE CITY, PA 15438

WANTED: Articles or material for the QL and the Z88 for
publication in ZXir QLive Alive!. Also articles on any other T/S
computer. Can't publish what we do not have. Will accept even
handwritten notes.

DONALD S LAMBERT
1301 KIBLINGER PL
AUBURN IN 46706-3010

WANTED: 64K RAMPACK (prefer Memopak but any
would be considered); HOT Z, DE-BUGGER, ASSEMBLERS
for the TS-2068; HUNTER BOARD for the TS-1000.

WAYNE KNAUST
2 PEAR TREE CT
ST PETERS MO 63376

FOR SALE: Olivetti PR2300 Ink-Jet printer, like new, in
original box with extra cartridges, \$75.00; Radio Shack CGP-
115 Color Printer/Plotter, \$75.00. T/S 2050 Modem complete,
in original box, \$35.00.

D G SMITH
R 415 STONE ST.
JOHNSTOWN PA 15906
(814) 535-6998.

LISTing

Newsletter

The Long Island Sinclair/Timex Users Group
Annual dues to receive LISTing is \$16.00. Fred Stern is the
editor and is doing great in keeping it going.

LIST

HARVEY RAIT
5 PERI LN
VALLEY STREAM NY 11581

THE PLOTTER

C.C.A.T.S.
NEWSLETTER

14784 S QUAIL GROVE CIR
OREGON CITY OR 97045

International QL Report

The Definitive Information Source
15 KILBURN CT
NEWPORT RI 02840 USA

QL Hacker's Journal

Supporting All QL Programmers

Timothy Swenson, *Editor*
5615 BOTKINS RD
HEUBER HEIGHTS OH 45424
613 233-2178

NESQLUG NEWS

New England Sinclair QL Users Group
16 HIGHLAND AVE
SAUGUS MA 01906
617 233-3671

WANTED : AERCO disk drive interface for the TS-1000. I will consider a purchase either with or without drives. I will even consider a repair-it-yourself.

FRED STERN
PO BOX 264
HOLBROOK NY 11741
516 737-0963 eve.

WANTED: DEAD QL's, Spectrums or add-on boards. Will pay \$20 plus shipping for complete defective units.

D WALTERMAN
PO BOX 176
TROY MI 48099-0176
810 656-4108


From Nuts & Volts


RMG

ENTERPRISES

Supports

Timex/Sinclair Users!

 Call or FAX for information on prices and availability, hardware or software and books

You can send a legal  and 50¢.
Request list & price sheets

Send \$4 for a Giant Import Gift Catalog -
Not computer related

Public Domain Software
Sell Your Unused Computer
Related Items Here

We also carry extensive PC shareware

Allow 6 - 8 Weeks for Delivery

Send check or money order to:

RMG Enterprises
14784 S QUAIL GROVE CIR
OREGON CITY OR 97045

or call and use your VISA or MasterCard
503 655-7484 (8AM-6PM Tue-Sat) FAX 503 655-4116

QZX

The Journal Covering Amateur Radio &
Sinclair Computers
ALEX BURR K5XY
2025 O'DONNELL DR
LAS CRUCES NM 88001

FOR SALE : QZX Index. 59 pages. \$10 Postpaid. &
PC-DRAW a printed circuit designer for the TS-2068 \$9.00 pp.

A F BURR
2025 O'DONNELL DR
LAS CRUCES NM 88001

WANTED: "The Explorer's Guide" by Mike
Lord and "SPECTRUM Wargaming" by
Owens & Fisher.

PHILLIP JOE
800 BOWIE LN
GREENWOOD MS 38930

FOR SALE: Complete Hunter non-volatile Board Kit
board kit with memory and docs for \$30 pp.

ELIAD WANNUM
c/o UPDATE! MAGAZINE
PO BOX 1095
PERU IN 46970

Price Watch

RIBBON RE-INKING

We can re-ink your used printer ribbons for a fraction of the
cost of a new one.

BSM Consulting
41 F STREET
EDWARDS CA 93523-2314
880 546-1588

from Computer Shopper

PRINTER RIBBONS in sealed plastic package. For EPSON FX/MX/RX 100 series. Not \$3.00 each, but 2/\$1.00 plus S&H. Or 6/\$3.00, 60/\$25 includ. S&H.

JOHN MANUS
3609 CEDAR HILL DR NW
HUNTSVILLE AL 35810
205 852-2142

from Nuts & Volts

3.5" Floppy 720K

with case and cable

Made for Tandy Easily converted for QL
Model 25-1061 \$24.95

PRIME COMPONENTS INC
150 W INDUSTRY CT
DEER PARK NY 11729
516 254-0101

Dealers,

T/SNUG will run your ads for free, just send us a list of your products. Our members are paying to see what you have to offer. We, at T/SNUG, feel that this will help you to stay around longer. Send to Don Lambert or to Abed Kahale. We shall send you this Newsletter for free for as long as you and we are *still around*.

AERCO
BOX 18093
AUSTIN TX 78760

Thomas Simon
CUYAHOGA VALLEY SOFTWARE
615 SCHOOL AVE
CUYAHOGA FALLS OH 44221

JACK DOHANY (Developer)
390 RUTHERFORD
REDWOOD CITY CA 94061

JOHN MCMICHAEL (Developer)
1710 PALMER DR
LARAMIE WY 82070
307 742-4530

Bill Ferebee
MOUNTAINEER SOFTWARE
749 HILL ST # 9
PARKERSBURG WV 26104
304 424-7272

Bill Russell
RUSSEL ELECTRONICS
RD 1 BOX 539
CENTER HALL PA 16828

Mark Stueber
SHARP'S COMPUTER CENTER
7244 MECHANICSVILLE TPKE
MECHANICSVILLE VA 23111
804 730-9697 FAX 804 746-1978

SUNSET ELECTRONICS
2254 TARAVAL ST
SAN FRANCISCO CA 94116

Bill Cable
WOOD & WIND COMPUTING
RR 3 BOX 92
CORNISH NH 03745
603 675-2218

Send them a LSASE and ask for information about their current products and/or services.

C C A T S & RMG Enterprises
Are Pleased To Announce

The Best Of

THE PLOTTER

ZX-81 TS-1000 TS-2068 QL

Contents are exclusively those developed and published by THE PLOTTER authors over the past 12 years.

Price: \$14.95 pp. per copy.

Companion Disk

with all the TS-2068 programs on it. Specify disk size/tracks - LarKen or Oliger \$9.95 PostPaid

To Order:

Send your check or money Order to:

RMG Enterprises
14784 S QUAIL GROVE CIR
OREGON CITY OR 97045

Call and use your **VISA or MasterCard**
503 655-7484 (8AM-6PM Tue-Sat) FAX 503 655-4116

Over 100 pages 8.5X11 Comb Bound

Name

Address

City/State/ZIP

Disk size/type
.....

UPDATE! Magazine

The only known, privately produced Sinclair computer magazine that covers ALL of the Sinclair computers. We are now starting our 8th year of publication ! ! !

We are a large quarterly magazine that is produced on Sinclair computers. We cover the QL, Z88, TS-2068, Spectrum and the ZX-81. Minimum issue size is 50 pages, and does include ads from Sinclair dealers. The price is \$18 in US\$ in North America; \$22 elsewhere, and we do accept the British Pound or the German Mark equivalents for a subscription.

Send all funds and requests for a new subscription to:
UPDATE! MAGAZINE
PO BOX 1095
PERU, IN 46970 USA
Checks, travelers checks, cash are all acceptable.



MECHANICAL AFFINITY

SERVING ALL QL USERS

FRANK DAVIS
513 E MAIN ST
PERU IN 46970
317 473-8031 evenings & weekends

PAUL HOLMGERN
5231 WILTON WOOD CT
INDIANAPOLIS IN 46254
317 291-6002 evenings & weekends

Trump Cards, disk interface for two 300K or 720K disk drives, 896K of memory and TK2, reconditioned for \$100.

Gold Cards, 3 drive disk interface, 2 meg. memory, TK2 and 1.6 MHz speed, New for \$300, reconditioned one for \$230.

Super Gold Cards, built in 4-drive adaptor disk interface, 68020 processor, 4 Meg. of memory, runs at 2.5 MHz. speed, built-in true parallel printer port (with printer cable) and the latest TK2. The price is \$480. Contact us about our Trump, or Gold Card trade-in program.

Sinclair QL Printers, Black with QL logo, 9-pin printers that are made to run with the QL (serial). Price is \$60.

CUESHELL, the new graphic oriented desktop program for the QL, it gives you program options on the screen, which you can easily control, change or launch. It is a pointer environment driven and makes full use of level 2 drivers. Our Price is \$82.

Page Designer 3, the QL easiest to use full featured desk top publishing program, Comes with loads of fonts and cliparts in a 4 disk set. You can even use HDF fonts from Digital Precisions Professional Publisher, as well as other cliparts from other QL programs. Our price is \$83.

Txt87Plus, an excellent word processor that allows you to use drivers for all the latest printers, gives you many fonts as well as columns and precise control of paper size and print size. Our price is \$120.

LineDesign version2, a top of the line superb vector drawing program package that allows you to mix many! fonts and graphics (10 disk set) with your artwork. The price is \$153.

DataDesign 3, a fast pointer driven database that is easy to setup and use for the QL. The price is \$85.

Qliberator 3.36, compiles virtually all SuperBasic, and it is easy to use, with QL and QXL. The price is \$75.

Contact us for all your QL needs, We'll do our best!

Inventory Clearance Sale

We have a limited supply of some of these items
and when they are gone, they're gone!

RMG0107	2040 thermal paper (3 rolls)	Reg. \$2.00	\$.75+PH
RMG0102	TS 1000 computer package	Reg. \$29.95	\$12.50
RMG0105	TS 1016 16K RAMPACK	Reg. \$10.95	\$ 2.00
RMG0442	Magic Bridge 16K RamPack	Reg. \$3.00	\$.75
RMG0999	1000/1016 base pad	Reg. \$2.50	\$.75
(Holds TS1000 and RAMPACK-rubber)			
RMG0436	CompUSA 1000 keyboard bleeper	Reg. \$ 5.00	\$1.00
RMG0586	PC3300-TS1000 clone computer	Reg. \$39.95	\$25.00+PH
RMG0634	E-Z KEY keyboard interface PCB	Reg. \$10.00	\$3.00
(Requires parts and soldering)			
RMG0672	Book-The Ins & Outs Of TS1000	Reg. \$ 3.00	\$.75
RMG0910	TS1000 Dust Cover (Vinyl)	Reg. \$ 3.50	\$1.00
RMG0241	Book-Sams Beg/Tnt Manual	Reg. \$ 6.00	\$1.50
RMG0370	Book-Sams Int/Adv Manual	Reg. \$ 6.00	\$1.50
RMG0469	Book-TS2068 Basics & Beyond	Reg. \$ 5.00	\$2.00
RMG0945	Alphacom 32 Painter	Reg. \$39.95	\$25.00+PH
RMG0366	Thompson Case-holds 12 QL Mdv's	Reg. \$2.00	\$ 1.00

All TS-1000 cassette software (Timex brand) 10 pcs for \$1.50+PH. All TS-2068 cassette software (Timex brand) 10 pcs for \$2.50+PH. All TS SOFTSYNC TS-1000 software (cassettes) 10 pcs for \$3.00+PH

(Minimum order is 10 pieces on either)

Grab Bag Special! Our choices-10 pieces 1000 S/W only \$1.00+PH. 10 Pieces 2068 S/W only \$2.00+PH

For Listing Of Available Titles Send Legal S.A.S.E

Minimum Order: 10 of either type - Shipping: \$6.00 per order of 10 tapes

Shipping on the above items is \$6.00 minimum per order. Items with a (+PH) after price = extra shipping. Shipping is \$6.50 if ordering one of these items only. \$4 extra if ordered with other items. No more than \$15 shipping per order. (example: 10 pcs software plus 2040 printer = \$9.50 shipping) Canada - add 10% of total order (including shipping) to the total.

**This List Is From Folks Who Do Not Need The Items!
Now It Could Be Yours!**

1> TRS Tape Recorder	\$15.00
1> TS-2068 Power Supply	\$20.00
1> Book-Sams Beginner/Intermediate Manual	\$5.00
1> Book-Brain Games	\$5.00
Super Special:-- All Of The Above For Only	\$40.00 pp.
For Above Item(S) Please Use Reference # BWU1291	

1> Sinclair QL Package-Complete Set In Good Shape!	\$550.00
Includes: QL computer w/PSION s/w, JSU ROM, New Membrane, QL VISIONS RGB Monitor, QL NLQ Printer, All Cables. A Real Collector's Find! All Or None!	
1> QL Computer W/PSION S/W COLECO P/S Needs Membrane -	\$ 75.00
1> Set PHILLIPS 5.25" 1/2 HT 720K Drives	\$150.00
In Case With Power Supply And Cables	

1> I. C. E. EPROM Cartridge	\$20.00
1> Transform Keyboard Cover	\$5.00
1> Microbridge S/W -(QL)-FLP	\$20.00
1> DBEASY on FLP	\$10.00
1> Cable C Disk: FLP Filer	\$10.00
1> PASTE ART V1:FLP	\$5.00
1> QLIBERATOR MDV W/Manual	\$25.00
20> Update Magazines	\$25.00
16> IQLR Magazines	\$25.00
18> TIME DESIGNS Magazines	\$20.00
1> Taking The Quantum Leap book	\$20.00
1> Sinclair QL COMPUTING Book	\$5.00
1> QL Survivors Source Book	\$5.00
1> QL ICONTROLLER Cursor Controller	\$25.00
1> ZX81 16K RAMPACK	\$5.00
1> TS Telecommunications Manual 2068	\$6.00
10> QUANTUM LEVELS Magazines (QL)	\$12.50

For Above Items Please Use Reference # CLU1293

1> 6 Pack TS1000 S/W W/Docs - Includes Shipping! \$5.00
1> SHARP 4602 LAPTOP, 2 720K Floppy Drives, 640K RAM 10MHZ, 2 Serial/1 Par Ports - RGB/CGA Port - 5.25" Floppy Port - 2 Battery Packs - DOS 3.30 Backlit LCD Screen - Case With Many Pockets Also Included - All In Like-New Condition. Includes AC Adapter.

Make Us An Offer! (Reasonable!) \$475.00pp

For Above Items Please Use Reference # JCU0989

CNSN-1 All Prices Include Shipping! July 30, 1994.

More Items That Would Like To Find A New Home! Read This!

1> PC To QL Monitor Adapter (use QL monitor on PC) \$45.00. Like your QL Vision Monitor? Want to use it on your PC? This adapter w/power supply will allow you to do that with any CGA output.

1> TS-2068 In Wooden Case W/Large KB/Reset/More \$85.00pp

1> DMP-430 15" Dot Matrix Printer (Good Shape) \$110.00pp

For Above Item(S) Please Use Reference # DSU1190

1> BSR 1200 BAUD External Modem - Like New!	\$35.00
1> TANDY CoCo Package	\$40.00
1> Composite Monochrome 12" Monitor	\$45.00
1> TS-2068 w/monitor cable for RGB	\$85.00pp
1> LarKen DOS disk package: 2 FH drives in case w/PS, LarKen controller and cart. cables	\$275.00pp
1> LarKen RAMDISK 256K	\$150.00pp

For Above Item(S) Please Use Reference # REGU0591

1> TS-1000 In KRADLE Keyboard w/added RAM \$100.00
A Real Collector's Item!

1> Melbourne House Software Pack-8 Pieces \$25.00

1> SOFTSYNC Software Pack, 9 Pieces \$25.00

1> Software Farms HI-REZ Software Pack, 3 Pieces \$20.00

All 3 Titles For The 1000

1> TIMEX Software Pack, 3 Pieces \$10.00

1> Magazine/Book Pack--3 Books/21 Mags \$25.00

For Above Items Please Use Reference # FRSU0792

1> MIRACLE QL Printer Interface \$40.00
 1> QL Technical Guide \$10.00
 2> AERCO FD-68 Disk Interface w/256K RAM \$105.00EA
 1> COLECO Power Supply For Use With FD-68 \$5.00
 1> RITEMAN 9 Pin Dot Matrix Printer \$115.00
 Includes: Tractor/Roll Feed w/8 Ribbons Graphics
 Compatible.
 For Above Items Please Use Reference # RDSU0393

1> Timex Sinclair 1000/ZX81 Users Manual \$2.50
 1> The Timex Personal Computer Made Simple \$2.50
 1> Mastering Your TS1000 Personal Computer \$2.50

Collector's Items

LIPINSKI'S Software Buyer's Guide To TS Products And
 Services In Loose Leaf Binder \$10.00+3SH
 For Above Items Use Reference # HCU0793

1> Magnavox Monitor Model 8M7622-074B (Amber
 Composite) \$55.00pp
 For The Above Item(S) Please Use Reference # FSU0494

CNSN - 3 Last Updated June 6, 1994

Here Is A Great Collection Of Items For You!

(1) Q-SAVE fast load amplifier (back panel removed) with
 both cassette software and EPROM firmware module,
 all docs \$38

(1) R.A.M. 2716/2732 EPROM burner and reader (mapped 8-
 16K). This is a really nice board with driver software/firmware
 and excellent docs which I built but never tested. Has (2)
 Textool ZIF sockets for burn and (4) Aries ZIF sockets for
 read, (2) 8255A. Has other options. Requires inexpensive
 power supply (like Oliger's EPROM burner ps.). Connects
 via short ribbon cable. I have over \$150 invested in this board
 requires final adjustment, Docs. \$40

RAM chips 4116-1. Most with slightly shortened leads.
 About 90 available at \$10 for all

(1) Byte Back Modem. Fully socketed. Built it myself and
 modified to new address in the 0-16K block. Software, all
 docs including kluge data included. Kluging necessitated
 removal of the case (included) but this modem could be
 converted back to stock without any trouble. Works fine \$30

(1) Timex 16K RAMPACK, used, in original boxes. \$4 each
 2/\$7. (Add \$3 shipping for both \$1.50 for one)

(6) TS-1000 RAMPACKs all setup for the Hunter bank
 switch project in TS Horizons. The two small boards of each
 bank are joined together edge to edge with soldered-in 20
 gauge wire jumpers to make a single long (very strong) board.
 Each long board has the edge connector modified to provide a
 standard Sinclair feedthru (the toughest part of the project).
 The entire 6-card stack is bolted rigidly together with small
 threaded rod and plastic spacers. I never got more than three

or four of these boards to run together. That was before I
 became aware of the evils of excessive bus loading. This
 might be cured with buffering and really should have been
 addressed more carefully in the article- Docs, software
 included. \$15

(3) TS-1000 motherboards. Complete and guaranteed to be
 OK \$7 each

(1) PC8300 Chinese ZX-81 clone - unused with original box.
 Has chiclet keyboard, sound capabilities and despite all
 inaccurate advertising, it will run existing ZX-81 programs
 ONLY if they are entirely in BASIC. \$20 + \$3 extra shipping.

(1) 300/1200 Baud modem board made by Hayes for an
 OEM. Still in the anti-static pack. It has diagrams enabling
 one to add the 1488, 1489 and power supply that the board
 lacks. A first class piece of hardware. \$15

Use Reference # VVU0491

CNSN-4 Last Updated: August 31, 1993

NOTICE!

Policy Change At RMG Takes Effect Immediately!

Effective September 1, 1994, any phone calls for
 assistance with computer related problems, whether for the
 TS computers or IBM clones, will be classed
 "CONSULTATION CALLS" and these will be billed out at
 \$20 per hour starting with the first minute. Minimum charge
 will be \$1.00. We have been here for all of our customers at
 no cost to you except for the phone call and have given
 thousands of hours to further the use of computers. With the
 expertise that we have gained having cost us a lot over the
 years, it is time to recoup some of our losses. If we do not do
 this, we will have to close our phone lines and stop doing
 "business as usual". We want to continue to help you with
 any and all problems that we are capable of helping with. If
 we cannot help, we will refer you to someone who is capable
 of helping. That referral alone should be worth something.
 You would not expect to call a doctor or a lawyer to ask them
 questions without expecting to pay for their time. If all I have
 that you need is inside my head and you want to make use of
 the knowledge there, then it will be there for you, as long as I
 get paid for it. Don't get us wrong, we will still gladly accept
 calls for price information and phone orders without a charge
 being made for them. The new policy, ONLY applies to
 "how do I do this" type calls. The only exception to this new
 policy will be for paid-up members of CCATS user group.

More favorable letters have arrived regarding the book
 THE BEST OF THE PLOTTER. We are pleased that you are
 happy with our efforts, As of this writing, we have not
 shipped the disks out yet, but again, we want to make sure
 that they are as complete and "bug free" as is Possible.

RMG Enterprises

14784 S QUAIL GROVE CIR
 OREGON CITY OR 97045

503.655-7484 8AM-6PM Tu.-Sat 24 hour FAX 503.655-4116